



TRG10R SERIES

10W SWITCHING ADAPTER



Features

- * Universal Input: 90~264Vac
- * Continuous Short Circuit Protection
- * Interchangeable AC Plugs
- * EMI Meets EN55022 Class "B" and CISPR/FCC Class B
- * Meet CoC V5 Tier 2 & DoE Level VI
(Output cable length \leq 1800mm)
- * Over Voltage Protection
- * No Load Power Consumption < 75mW



Ordering information

TRG10RXXX - XX	E	XX
Model No.	DC Plug Type	DC Cable Length and Type
	With OVP	01: 720mm
		02: 1220mm
		03: 1800mm
		11: 720mm with Ferrite Core
		12: 1220mm with Ferrite Core
		13: 1800mm with Ferrite Core
		* 18AWG / UL1185 for Vo: 5V, 5.9V, 6V, 7.5V, 9V
		* 20AWG / UL1185 for Vo: 12V, 13.6V
		* 22AWG / UL1185 for Vo: 15V, 18V
		* 24AWG / UL1185 for Vo: 24V

MODEL	OUTPUT VOLTAGE	OUTPUT CURRENT	RIPPLE & NOISE NOTE 1	VOLTAGE ACCURACY NOTE 2	LINE REGULATION NOTE 3	LOAD REGULATION NOTE 4	AVG. EFF.
TRG10R050	5V	1600mA	50mV	±2%	±1%	±4%	77.37%
TRG10R059	5.9V	1500mA	1%	±2%	±1%	±3%	78.12%
TRG10R060	6.0V	1500mA	1%	±2%	±1%	±3%	81.57%
TRG10R075	7.5V	1200mA	1%	±2%	±1%	±3%	81.57%
TRG10R090	9V	1100mA	1%	±2%	±1%	±2%	82.14%
TRG10R120	12V	850mA	1%	±2%	±1%	±2%	82.32%
TRG10R136	13.6V	750mA	1%	±2%	±1%	±2%	82.32%
TRG10R150	15V	700mA	1%	±2%	±1%	±2%	82.49%
TRG10R180	18V	550mA	1%	±2%	±1%	±2%	82.14%
TRG10R240	24V	400mA	1%	±2%	±1%	±2%	81.96%

Specifications are subject to change without notice.

Specifications

INPUT SPECIFICATIONS:

Voltage	90~264Vac
Frequency	47 to 63Hz
Input Current	0.4A max.
Inrush Current	40A max. @240Vac
Conducted EMI	CISPR/FCC Class B
Leakage Current	0.25mA max.

OUTPUT SPECIFICATIONS:

Holdup Time	10mS typ. @115Vac
Short Circuit Protection	Continuous(Auto Recovery)
Over Voltage Protection	TVS Component to Clamp
Temperature Coefficient	±0.05%/°C

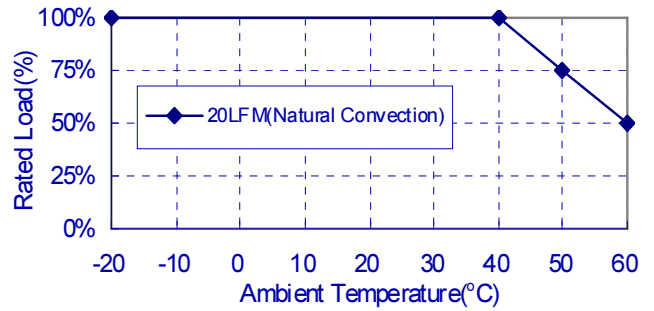
GENERAL SPECIFICATIONS:

Isolation	Input to output = 4,242VDC
Operating Temperature	-20 ~ 60°C (see Derating Curve)
Storage Temperature	-20~85°C
Humidity	93% RH max. Non condensing
Cooling	Natural Convection
Switching Frequency	67KHz typ.
MTBF	MIL-HDBK-217F, GB, 25°C/115VAC 200K hrs min.
Altitude	2000m
Dimensions	2.858x1.823x1.402Inches (72.6x46.3x35.6mm)
Weight	130g(0.29 Pounds)

SAFETY AND EMC:

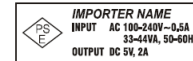
Emission and Immunity	EN55022 Class B, FCC Part 15 Class B EN61000-6-3, EN61000-3-2, EN61000-3-3 EN55024, EN61204-3, EN61000-6-1
Safety	IEC60950-1, EN60950-1, UL60950-1

TRG10R Series Derating Curve



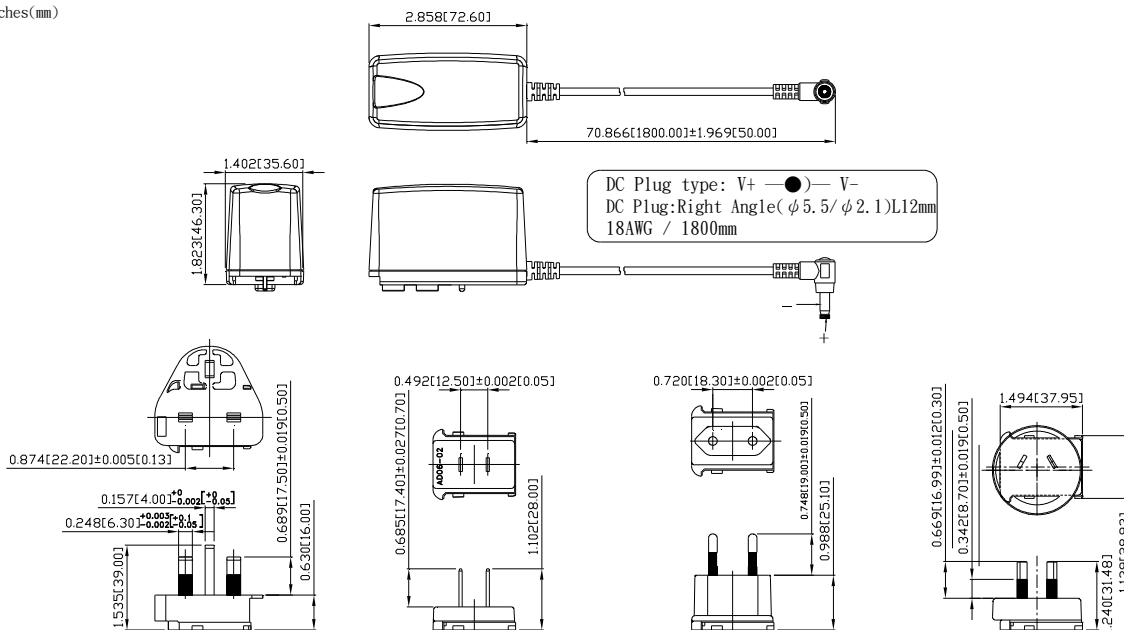
NOTE:

1. Add a 0.1uF ceramic capacitor and a 10uF E.L. capacitor to output for Ripple & Noise measuring @20MHz BW.
2. Voltage setpoint at 60% full load.
3. Line regulation is measured from 100Vac to 240Vac with full load.
4. Load regulation is measured from 60% to full load and from 60% to 20% load (60% +/- 40% load).
5. "Various TR Series adapters are PSE certified. PSE certification alone is not sufficient for importation into Japan. A valid PSE mark must contain the name of the importer as shown in the example below. If PSE mark is required, the name of the registered importer must be supplied to Cincon on order placement. Product labels will not contain PSE mark if importer name is not supplied. Consult factory or local representative for details".



Mechanical Specification

All Dimensions are in inches(mm)
Tolerance: Inches: X.XXX±0.02
Millimeters: X.XX±0.5
UNIT: inches(mm)



Typical at 25°C, nominal line and 75% load, unless otherwise Specified