


EC5BE

S E R I E S

15 WATT DC-DC CONVERTERS



Features

- 15W Isolated Output
- 2" x 1" Case
- Regulated Outputs
- Efficiency to 83%
- Pi Input Filter
- Continuous Short Circuit Protection
- Meets EN55022 Class A, Conducted
- Remote On/Off Control (Option)

MODEL NUMBER	INPUT VOLTAGE	OUTPUT VOLTAGE	OUTPUT CURRENT	INPUT CURRENT		% EFF.	SIZE
				NO LOAD	FULL LOAD		
EC5BE01	9-18 VDC	5 VDC	3000 mA	20 mA	1602 mA	78	2" x 1"
EC5BE02		12 VDC	1250 mA	20 mA	1524 mA	82	
EC5BE03		15 VDC	1000 mA	20 mA	1524 mA	82	
EC5BE04		±12 VDC	±625 mA	30 mA	1506 mA	83	
EC5BE05		±15 VDC	±500 mA	30 mA	1506 mA	83	
EC5BE06		±5 VDC	±1500 mA	30 mA	1563 mA	80	
EC5BE07		3.3 VDC	3000 mA	20 mA	1086 mA	76	
EC5BE11	18-36 VDC	5 VDC	3000 mA	20 mA	780 mA	80	2" x 1"
EC5BE12		12 VDC	1250 mA	20 mA	762 mA	82	
EC5BE13		15 VDC	1000 mA	20 mA	762 mA	82	
EC5BE14		±12 VDC	±625 mA	25 mA	755 mA	83	
EC5BE15		±15 VDC	±500 mA	25 mA	755 mA	83	
EC5BE16		±5 VDC	±1500 mA	25 mA	772 mA	81	
EC5BE17		3.3 VDC	3000 mA	20 mA	543 mA	76	
EC5BE21	36-72 VDC	5 VDC	3000 mA	15 mA	391 mA	80	2" x 1"
EC5BE22		12 VDC	1250 mA	15 mA	377 mA	83	
EC5BE23		15 VDC	1000 mA	15 mA	377 mA	83	
EC5BE24		±12 VDC	±625 mA	20 mA	377 mA	83	
EC5BE25		±15 VDC	±500 mA	20 mA	377 mA	83	
EC5BE26		±5 VDC	±1500 mA	20 mA	381 mA	82	
EC5BE27		3.3 VDC	3000 mA	15 mA	271 mA	76	

NOTE: 1. Nominal Input Voltage 12, 24 or 48 VDC

Specifications

INPUT SPECIFICATIONS:

Input Voltage Range.....	12V.....	9-18V
	24V.....	18-36V
	48V.....	36-72V
Input Filter.....	Pi Type	

OUTPUT SPECIFICATIONS:

Voltage Accuracy	
Single Output.....	±1.0% max.
Dual + Output.....	±1.0% max.
Dual - Output.....	±1.0% max.
Voltage Balance (Dual).....±1.0% max.	
Transient Response	
Single 25% Step Load Change.....	<500µ sec.
Dual FL-1/2L ±1% Error Band.....	<500µ sec.
Ripple and Noise,20MHzBW.....	75mV p-p max.
Temperature Coefficient.....	±0.02%/°C max.
Short Circuit Protection.....Continuous	
Line Regulation ¹ Single/Dual Output.....	±0.2% max.
Load Regulation ² Single/Dual Output.....	±1.0% max.

GENERAL SPECIFICATIONS:

Efficiency.....	See Table
Isolation Voltage.....	500 VDC min.
Isolation Resistance.....	10 ⁹ ohms
Switching Frequency.....	300KHz, Typ.
Operating Ambient Temperature Range	-25°C to +71°C
De-rating, Above 71°C.....	Linearly to Zero power at 100°C
Case Temperature ³	100°C max
Cooling	Natural Convection
Storage Temperature Range.....	-40°C to + 100°C
EMI/RFI.....	Six sided Continuous Shield
Dimensions.....	2.00 x 1.00 x 0.40 inches (50.8 x 25.4 x 10.2 mm)
Case Material.....	Black Coated Copper with Non-Conductive Base
Weight.....	32g

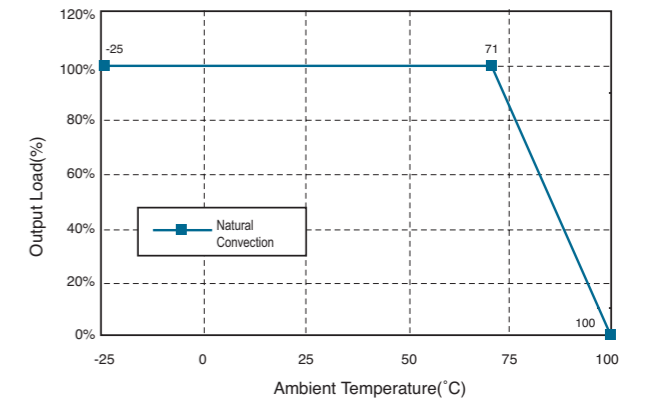
NOTE:

1. Measured From High Line to Low Line
2. Measured From Full Load to 1/4 Load
3. Maximum case temperature under any operating condition should not exceed 100°C.

OPTION:

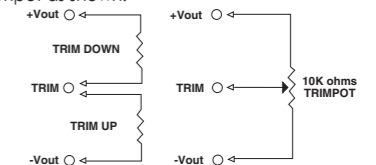
1. Suffix "T" to the Model Number with Remote On/Off Remote On/Off Control:
Logic Compatibility.....COMS or Open Collector TTL
EC-ON.....>+5.5VDC or Open Circuit
EC-OFF.....<1.8 VDC
Control Common.....Referenced to Input Minus
2. Suffix "A" to the Model Number with Output Voltage Adjustable External Trim Adj.
Range ≥ ±10%, Single Output Only

EC5BE Series Derating Curve



External Output Trimming

Output may optionally be externally trimmed (±10%) with a fixed resistor or an external trimpot as shown.



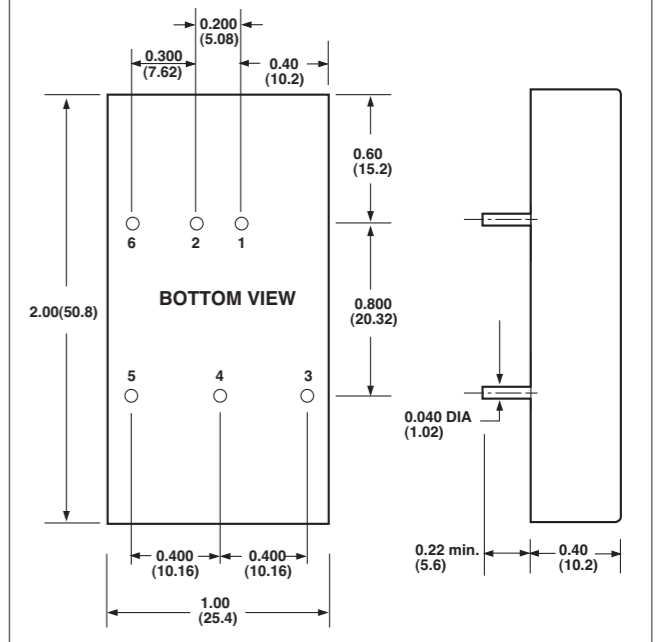
PIN CONNECTION

Pin	Function
1	+V Input
2	-V Input
3	+V Output
4	Common/NP/Trim (Option)
5	-V Output
6	NP / Remote (Option)

NP*-NO PIN ON SINGLE OUTPUT

CASE B

All Dimensions in Inches(mm)
Tolerances Inches: x.xx= ±0.04, x.xxx= ±0.010
Millimeters: x.x= ±1, x.xx= ±0.25



All Specifications Typical At Nominal Line, Full Load and 25°C Unless Otherwise Noted.