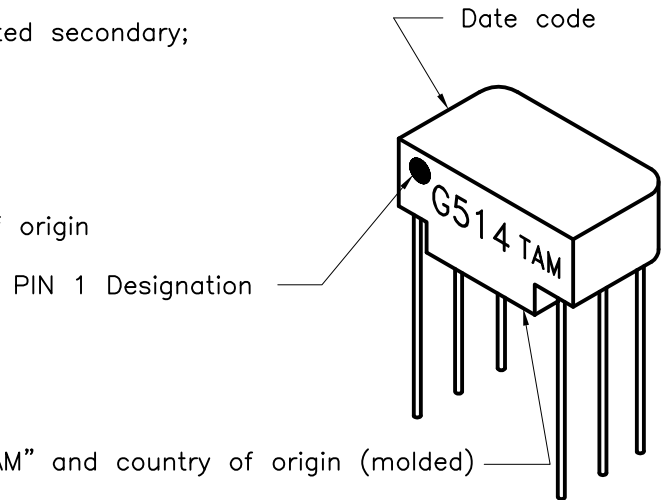
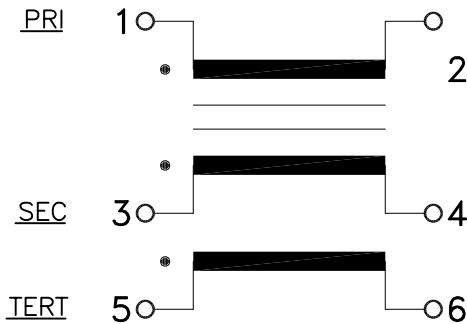


- A. Electrical specification (@ 25°C)
- Power rating;  
500 mW
  - Dielectric strength;  
1.5K VAC 1 minute between primary and secondary, primary and tertiary
  - Insulation resistance;  
10,000 MΩ MIN @ 500 VDC
  - Turns ratio;  
(1-2) : (3-4) : (5-6) = 1 : 1 : 1 ±5%
  - Primary open circuit inductance;  
1.2 mH MIN @ 10 KHz, 20 mV (1-2)
  - Primary ET-constant  
12.0V- μs MIN
  - Rise time;  
7.5 ns MAX
  - Interwinding capacitance between primary and secondary;  
30 PF MAX @ 100 KHz
  - Primary leakage inductance with shorted secondary;  
0.7 μH MAX @ 100 KHz
  - DC Resistance;  
Primary (1-2) 0.7 Ω MAX  
Secondary (3-4) 0.7 Ω MAX  
Tertiary (5-6) 0.7 Ω MAX

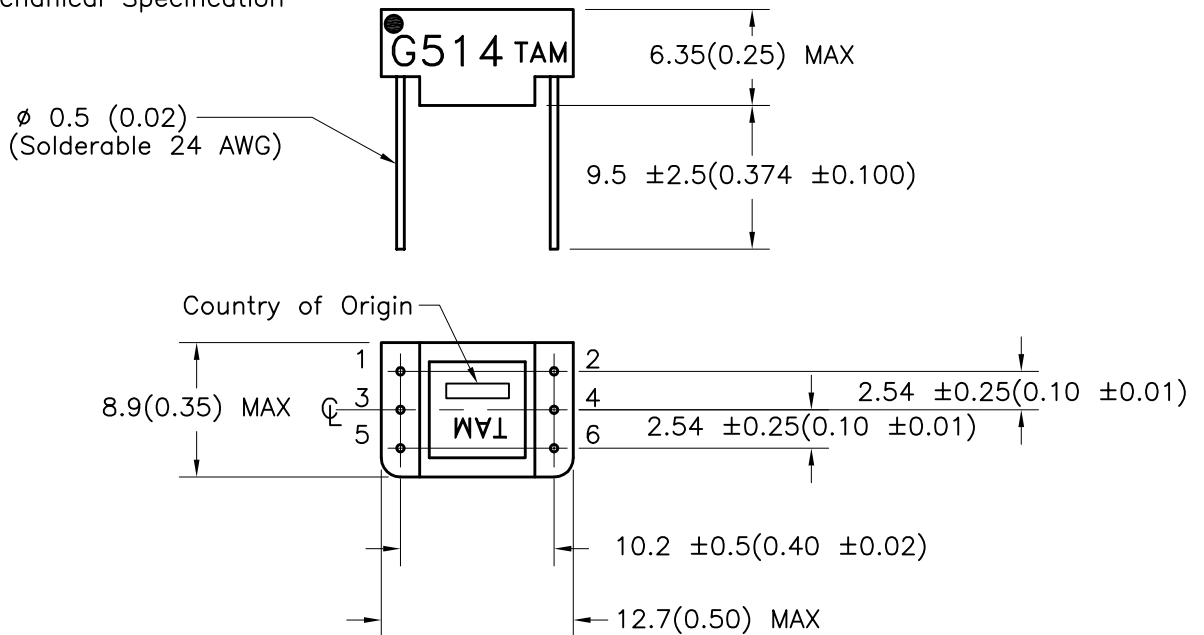


MODEL NUMBER  
**G514**

- B. Marking;  
G514, TAM, date code and country of origin
- C. Schematic diagram



D. Mechanical Specification



PREPARED BY:  
K. BRENNAN

ENGINEER:  
M. PITCHAI

QUALITY CONTROL:  
T. CLEM

APPROVED:  
Y. SEKIGUCHI

DWG CONTROL NO. P-A1-11331  
ACAD\G-SER\A1113311.DWG

REV B  
PULSE TRANSFORMER

**TAMURA CORPORATION OF AMERICA**  
43352 BUSINESS PARK DRIVE, TEMECULA, CA. 92590-6624  
(951) 699-1270 FAX 9516769482

**G514**

MODEL SPECIFICATION  
DIM: mm(In) SCL: 2/1 SH: 1 OF 1

PROPRIETARY NOTICE: THIS DRAWING PRINT OR DOCUMENT AND SUBJECT MATTER DISCLOSED HEREIN ARE PROPRIETARY ITEMS TO WHICH TAMURA RETAINS THE EXCLUSIVE RIGHT OF DISSEMINATION, REPRODUCTION, MANUFACTURE AND SALE. THIS DRAWING, PRINT OR DOCUMENT IS SUBMITTED IN CONFIDENCE FOR CONSIDERATION BY THE RECIPIENT ALONE UNLESS PERMISSION FOR FURTHER DISCLOSURE IS EXPRESSLY GRANTED IN WRITING.