

Line Filter

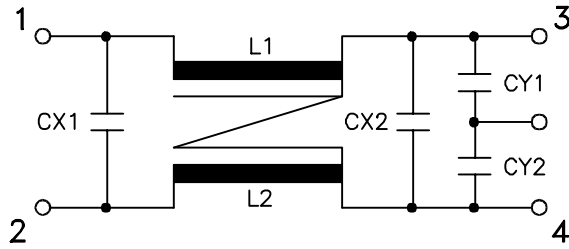
A. Electrical Specifications: (@ 25°C)

1. Rated Voltage: AC250V
2. Rated Current: 3A
3. Rated Frequency: 50/60Hz
4. Operating Temperature: -25°C ~ +55°C
5. Storage Temperature: -25°C ~ +85°C
6. Attenuation, Normal Mode: 0.7~20MHz, 25dB MIN
7. Attenuation, Common Mode: 0.2~10MHz, 20dB MIN
8. Leakage Current: AC250V, 60Hz, 0.5mA MAX
9. Insulation Resistance: DC500V, 300MΩ MIN
10. DC Resistance: 0.15Ω MAX

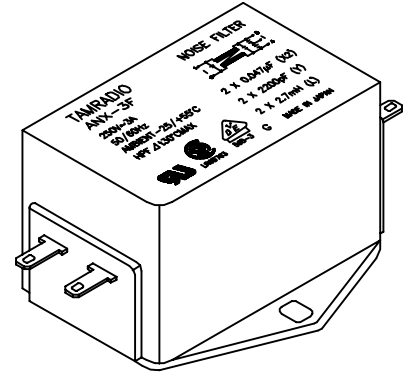
B. Marking: ANX-3F, date code, and country of origin

C. Safety: UL1283, CSA C22.2 No. 8, VDE 0565-3

D. Schematic Diagram:



L1, L2	2.7mH, 3A
CX1, CX2	0.047μF, 250VAC
CY1, CY2	2200pF, 250VAC



MODEL NUMBER

ANX-3F

TAMRADIO
ANX-3F
250V~3A
50/60Hz
AMBIENT -25/+55°C
HPF Δ t30°C MAX

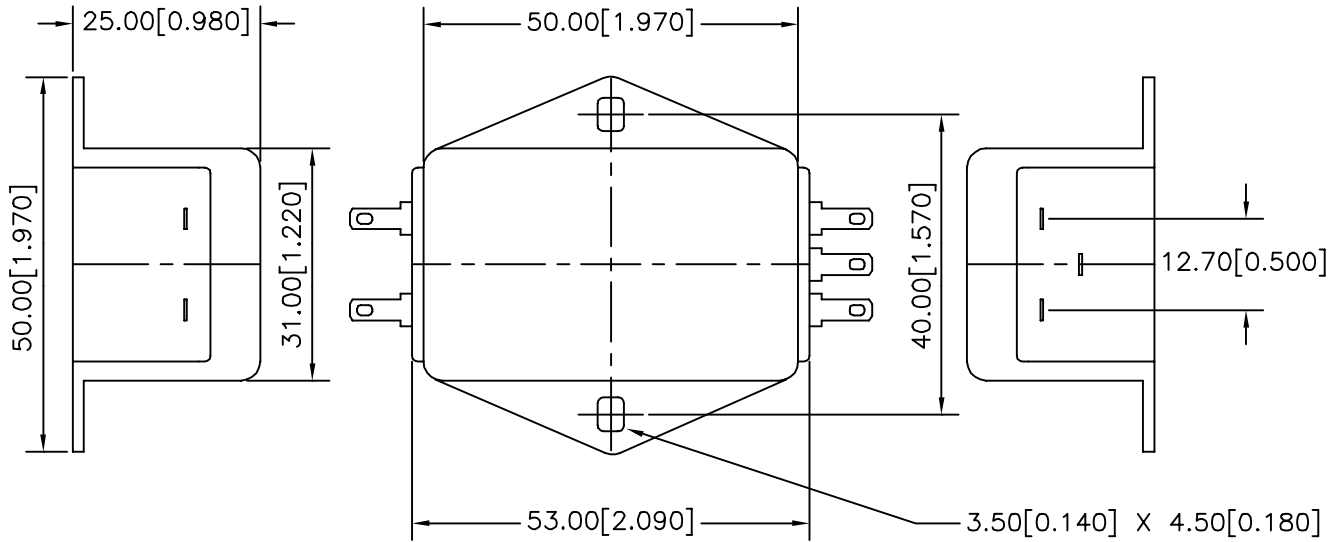
NOISE FILTER

2 X 0.047μF (X2)
2 X 2200pF (Y)
2 X 2.7mH (L)
G MADE IN JAPAN

UL LR65763 VDE 565-3

E. Mechanical Specifications:

All dimensions shown are typical unless otherwise specified.



PREPARED BY:

D. Rund

ENGINEER:

T. Shiozawa

QUALITY CONTROL:

D. Kelley

APPROVED:

D. Kelley

DWG CONTROL NO. P-A1-12402
ACAD\MXFMR\A1124021.DWG

REV -

NOISE FILTER
ANX-3F

TAMURA CORPORATION OF AMERICA
43352 BUSINESS PARK DRIVE, TEMECULA, CA. 92590-6624
(909) 699-1270 FAX 9096769482

ANX-3F

MODEL SPECIFICATION

DIM: MM(IN) SCL: 1/1 SH: 1 OF 1

PROPRIETARY NOTICE: THIS DRAWING PRINT OR DOCUMENT AND SUBJECT MATTER DISCLOSED HEREIN ARE PROPRIETARY ITEMS TO WHICH TAMURA RETAINS THE EXCLUSIVE RIGHT OF DISSEMINATION, REPRODUCTION, MANUFACTURE AND SALE. THIS DRAWING, PRINT OR DOCUMENT IS SUBMITTED IN CONFIDENCE FOR CONSIDERATION BY THE RECIPIENT ALONE UNLESS PERMISSION FOR FURTHER DISCLOSURE IS EXPRESSLY GRANTED IN WRITING.