

REV. Status

ISSUE 1
9/4/92 YN

ISSUE 2
TEMECULA
WAS CARSON
UPDATED FORMAT
8/28/95 TS

1. Electrical specifications

- 1.1 Input voltage: AC 120V ±10% 60 Hz ±0.5 Hz
- 1.2 Output voltage and current: 23V at 1100mA

V _{in}	100% Load	10% Full Load
108V	19.0 VDC MIN	--
120V	22.0-24.4 VDC	29.4 VDC MAX
132V	--	32.6 VDC MAX

NOTE: Specification applies after 10 minutes warm-up with 1100mA load and at any operating temperature.

- 1.3 Operating temperature: 0 ° C to +40 ° C
- 1.4 Storage temperature: -20 ° C to +85 ° C
- 1.5 Operating and Storage Humidity: 0 to 95% without condensation
- 1.6 Withstand voltage: AC 1500Vrms 1 minute @ input to output

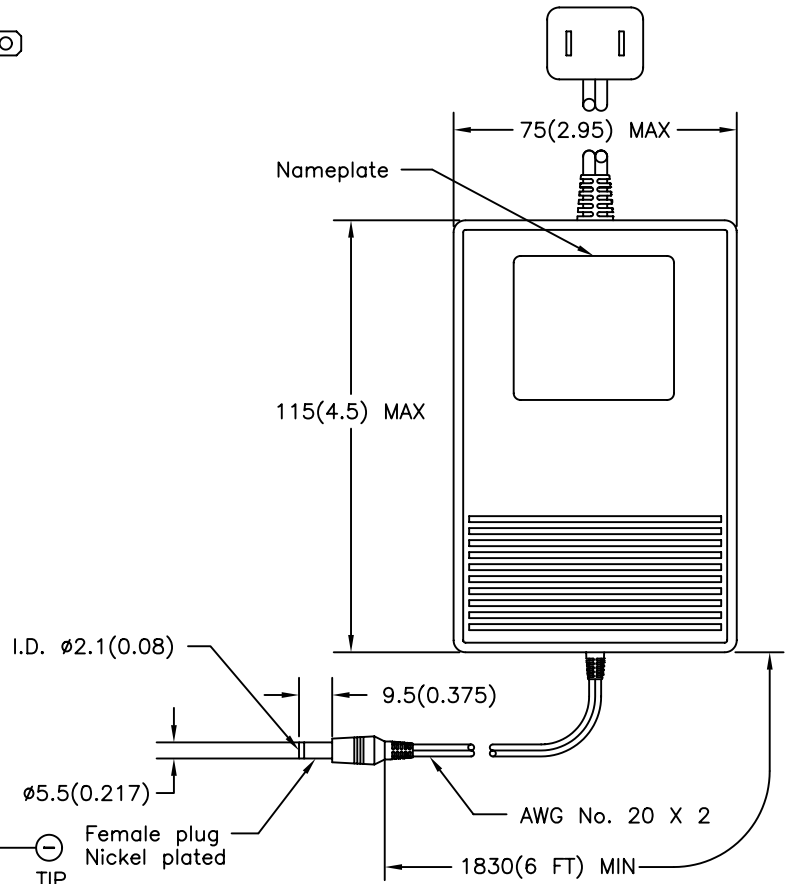
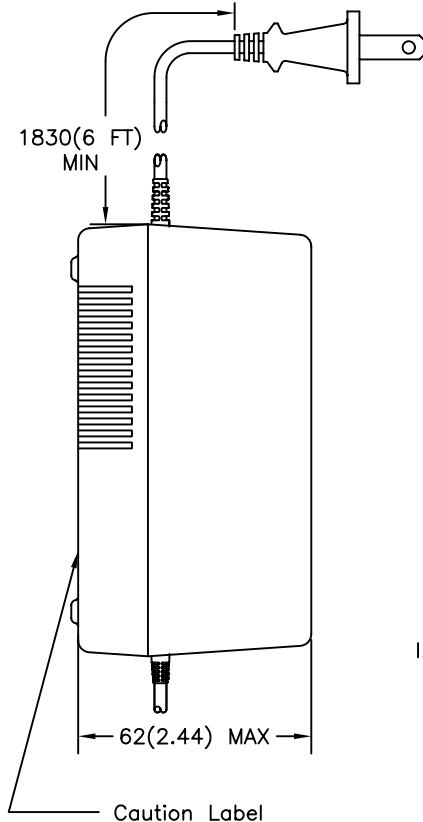
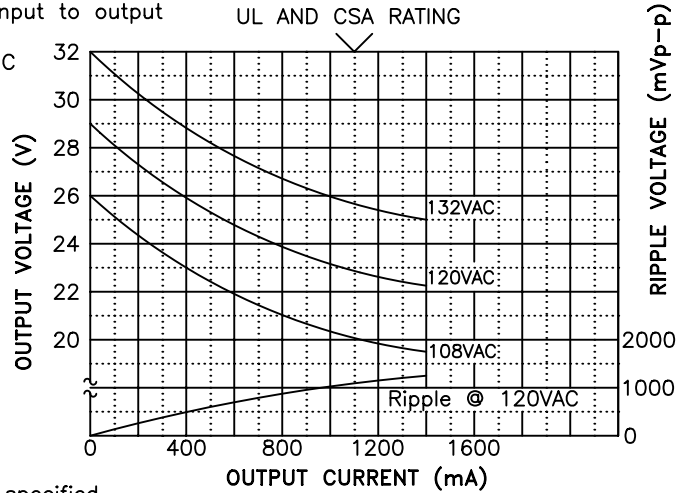
2. Typical performance data test Condition: T_a= +25 ° C measured after 10 minute warm-up with input at 120V 60Hz

3. Safety agencies
UL File No. E50290
CSA File No. LR62147

4. Nameplate: See drawing P-N1-11193 for detail

4. Mechanical Specifications

All dimensions shown are nominal unless otherwise specified



PREPARED BY:

K. Brennan

ENGINEER:

D. Suzuki

QUALITY CONTROL:

V. Casey

APPROVED:

O. Vulf

DWG CONTROL NO.
P-A7-10750
ACAD\PS\A7107501.DWG

REV
A

UL/CSA DC 23V 1100mA
POWER SUPPLY

TAMURA CORPORATION OF AMERICA
43352 BUSINESS PARK DRIVE, TEMECULA, CA. 92590-6624
(909) 699-1270 FAX 9096769482

630A4201

MODEL SPECIFICATION

DIM: mm(In) SCL: NONE SH: 1 OF 1

PROPRIETARY NOTICE: THIS DRAWING PRINT OR DOCUMENT AND SUBJECT MATTER DISCLOSED HEREIN ARE PROPRIETARY ITEMS TO WHICH TAMURA RETAINS THE EXCLUSIVE RIGHT OF DISSEMINATION, REPRODUCTION, MANUFACTURE AND SALE. THIS DRAWING, PRINT OR DOCUMENT IS SUBMITTED IN CONFIDENCE FOR CONSIDERATION BY THE RECIPIENT ALONE UNLESS PERMISSION FOR FURTHER DISCLOSURE IS EXPRESSLY GRANTED IN WRITING.