

REV. Status
 REVISION -
 01/19/01 RJ

CE DC 9V 600mA POWER SUPPLY

A. Electrical specifications

1. Input voltage: AC 230V ±10% 50Hz ±0.3Hz
2. Output voltage and current: DC 9V at 600mA

V _{in}	100% Load	10% Full Load
207	7.52VDC MIN	-
230	8.55~9.45VDC	12.85VDC MAX
253	-	14.4VDC MAX

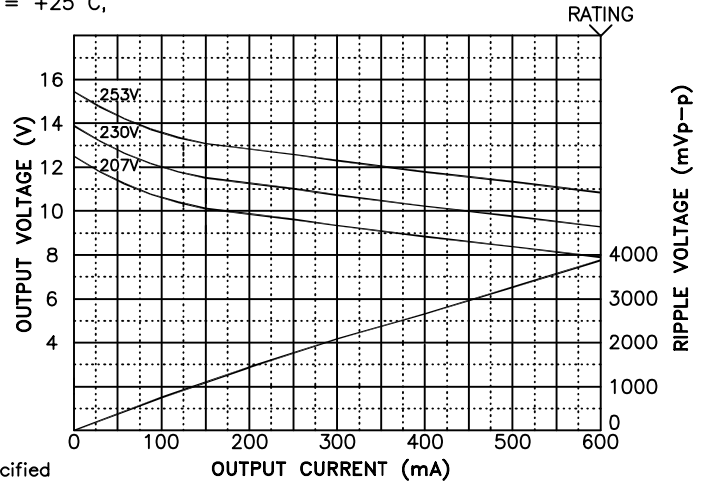
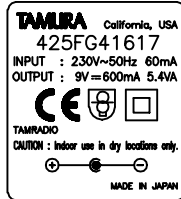
NOTE: Specification applies after 10 minutes warm-up with 600mA load and at any operating temperature

3. Operating temperature: 0°C to +40°C
4. Storage temperature: -20°C to +85°C
5. Operating and Storage Humidity: 0 to 95% without condensation
6. Withstand voltage: AC 4000Vrms 1 minute @ input to output

B. Typical performance data test condition: T_a = +25°C, measured after 10 minute warm-up with input at 230V 50Hz

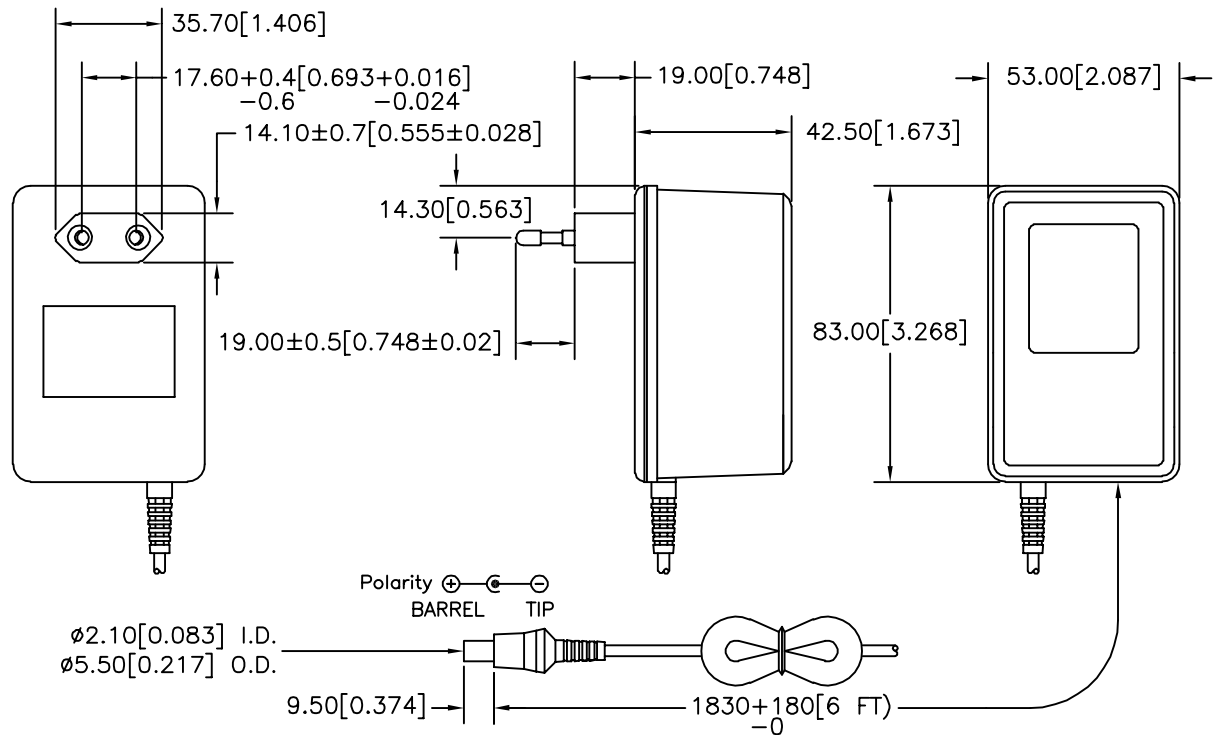
C. Safety agencies
 IEC 65.950, 742
 CE Marking

D. Nameplate:
 See drawing P-N1-12422 for details



E. Mechanical Specifications

All dimensions nominal unless otherwise specified



PREPARED BY:

D. Rund

ENGINEER:

R. Jones

QUALITY CONTROL:

D. Kelley

APPROVED:

D. Kelley

DWG CONTROL NO.
 P-A7-12588
 ACAD\PS\A7125881.DWG

REV
 -

CE DC 9V 600mA
 POWER SUPPLY

425FG41617

MODEL SPECIFICATION

CONTENTS OF THIS DRAWING ARE
 SUBJECT TO CHANGE WITHOUT
 PRIOR NOTICE

TAMURA CORPORATION OF AMERICA
 43352 BUSINESS PARK DRIVE, TEMECULA, CA. 92590-6624
 (909) 699-1270 FAX 9096769482

DIM: mm(In) SCL: NONE SH: 1 OF 1

PROPRIETARY NOTICE: THIS DRAWING PRINT OR DOCUMENT AND SUBJECT MATTER DISCLOSED HEREIN ARE PROPRIETARY ITEMS TO WHICH TAMURA RETAINS THE EXCLUSIVE RIGHT OF DISSEMINATION, REPRODUCTION, MANUFACTURE AND SALE. THIS DRAWING, PRINT OR DOCUMENT IS SUBMITTED IN CONFIDENCE FOR CONSIDERATION BY THE RECIPIENT ALONE UNLESS PERMISSION FOR FURTHER DISCLOSURE IS EXPRESSLY GRANTED IN WRITING.