

# SELECTION GUIDE

PART NUMBER	CASE SIZE	INPUT (VAC)	OUTPUT (VDC)
BVA-5CS9-OVP-480	CS	240/480	5 @ 9.0A
BVA-5DS12-OVP-480	DS	240/480	5 @ 12A
BVA-5ES18-OVP-480	ES	240/480	5 @ 18A
BVA-5FS25-OVP-480	FS	240/480	5 @ 25A
BVA-12CS5.1-480	CS	240/480	12 @ 5.1A
BVA-12DS6.8-480	DS	240/480	12 @ 6.8A
BVA-12ES10.2-480	ES	240/480	12 @ 10.2A
BVA-12FS16-480	FS	240/480	12 @ 16A
BVA-15CS4.5-480	CS	240/480	15 @ 4.5A
BVA-15DS6-480	DS	240/480	15 @ 6A
BVA-15ES9-480	ES	240/480	15 @ 9A
BVA-15FS15-480	FS	240/480	15 @ 15A

PART NUMBER	CASE SIZE	INPUT (VAC)	OUTPUT (VDC)
BVA-24CS3.6-480	CS	240/480	24 @ 3.6A
BVA-24DS4.8-480	DS	240/480	24 @ 4.8A
BVA-24ES7.2-480	ES	240/480	24 @ 7.2A
BVA-24FS12-480	FS	240/480	24 @ 12A
BVA-24CLR15-480	CALL FACTORY	480±10%	24 @ 15A
BVA-24CLR30-480	CALL FACTORY	480±10%	24 @ 30A
BVA-28CS3-480	CS	240/480	28 @ 3A
BVA-28DS4-480	DS	240/480	28 @ 4A
BVA-28ES6-480	ES	240/480	28 @ 6A
BVA-28FS10-480	FS	240/480	28 @ 10A
BVA-48DS3-480	DS	240/480	48 @ 3A
BVA-48ES4-480	ES	240/480	48 @ 4A
BVA-48FS8-480	FS	240/480	48 @ 8A

## Options:

**Screw Terminals (T):** Solder terminals standard. Add "T" for screw terminals, 20A/300V

**Overvoltage Protection (OVP):** OVP is standard on all 5V main outputs. Add "OVP" to part number for individual OVP module on other models upto 36VDC outputs.

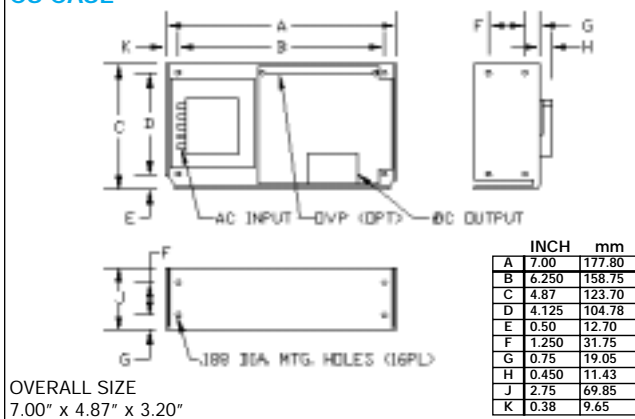
**Mounting Spacers (S):** For mounting spacers on any one surface add "S" to part number. Not available on FS and GS case sizes.

**Input Fuse (F):** For input fuse and fuse holder add "F" to part number.

## DIMENSIONS

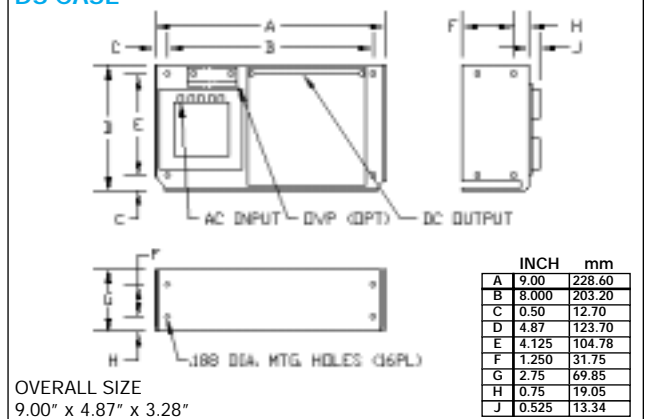
### CS CASE

WEIGHT: 6 LBS.



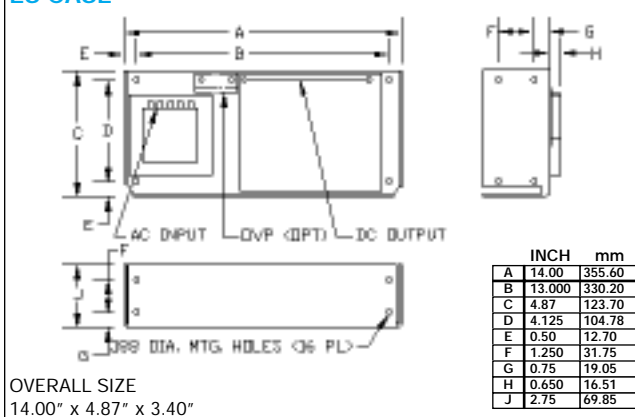
### DS CASE

WEIGHT: 7.5 LBS.



### ES CASE

WEIGHT: 10 LBS.



### FS CASE

WEIGHT: 19 LBS.

