

ERO610

- Ceramic AC Capacitors
- Class X1, 440V AC/Class Y2, 250VAC

TYPICAL APPLICATIONS

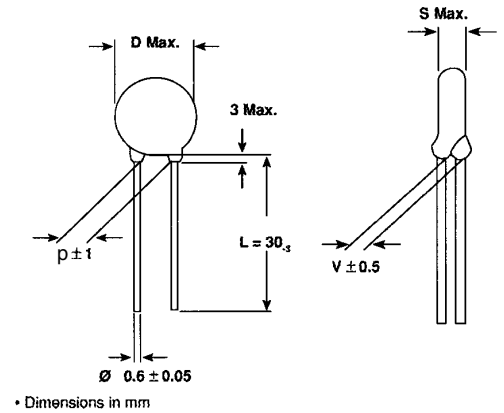
For worldwide use as electromagnetic interference suppressor in all X1 and Y2 applications.

CONSTRUCTION

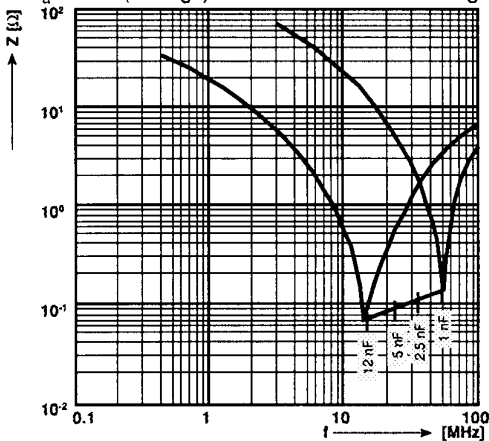
Disc capacitors with epoxy coating.
Epoxy dipped, insulating, flame retarding acc.to UL 94V-0.

TECHNICAL DATA

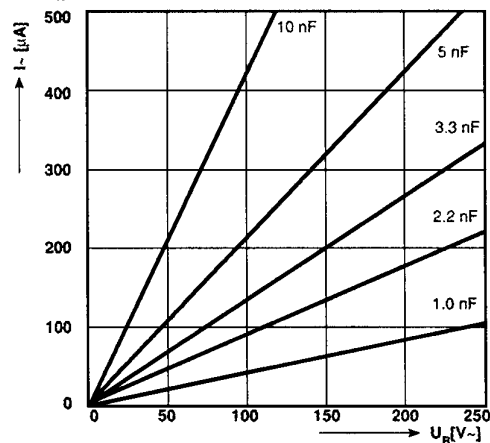
Rated voltage U_R (IEC 60384-14.2)	X1 440 VAC, 50Hz	Y2 250 VAC, 50Hz
Capacitance range	1000-12000 pF	
Capacitance tolerance	± 20%	
Temperature range	(-40 to +125)°C	
Climatic category	IEC 40/125/21	
Approvals	VDE, UL, CSA	
Dissipation factor $\tan\delta$	≤ 25 • 10 ⁻³	
Test voltage between terminals	Component test: 5 mm: 2200 VAC, 50 Hz, 2 s 7.5 mm: 2500 VAC, 50 Hz, 2 s As repeated test admissible only once with 2000 VAC, 50 Hz, 2 s Random sampling test (destructive test): 1500 VAC, 50 Hz, 60 s	
Dielectric strength of body insulation	2000 VAC, 50 Hz, 60 s (destructive test)	
Insulation resistance	≥ 6 • 10 ⁹ Ω	
Taping and special lead configurations	On request	



Impedance (Z) as a function of frequency (f) at $T_a = 20^\circ\text{C}$ (average). Measurement with lead length 6mm.



$I = f(U_R)$ (typ.)



ARTICLE TABLE

Capacitance pF	D x s Max (mm)	Quantity per package			Article code 1 st block	Ceramic dielectric
		p±1* (mm)	d±0.05* (mm)	V±0.5* (mm)		
1000	6.5 x 4.5	5	0.6	1.4	ERO610RJ4100M	K 4000
1500	8.0 x 4.5	5	0.6	1.4	ERO610RJ4150M	K 4000
1800	8.0 x 4.5	5	0.6	1.4	ERO610RJ4180M	K 4000
2200	9.0 x 4.5	5	0.6	1.4	ERO610RJ4220M	K 4000
2500	9.0 x 4.5	5	0.6	1.4	ERO610RJ4250M	K 4000
3300	10.0 x 4.5	7.5	0.6	1.4	ERO610RK4330M	K 4000
4700	12.0 x 4.5	7.5	0.6	1.4	ERO610RK4470M	K 4000
5000	12.0 x 4.5	7.5	0.6	1.4	ERO610RK4500M	K 4000
6800	17.0 x 4.5	7.5	0.6	1.6	ERO610RK4680M	K 4000
8200	17.0 x 4.5	7.5	0.6	1.6	ERO610RK4820M	K 4000
10000	21.0 x 4.5	7.5	0.6	1.6	ERO610RK5100M	K 4000
12000	21.0 x 4.5	7.5	0.6	1.6	ERO610RK5120M	K 4000

* Standard lead configuration, other lead spacing and diameter available on request.

APPROVALS/REFERENCE DOCUMENTS

Certification Body	Specification	Approval Reference
VDE	EN 132400	40001990
UL	UL 1414 (U _R = 250 VAC)	E73869
CSA (cUL recognition)	C 22.2 No. 1-M90 (U _R =250 VAC)	216038

P=pending

MARKING

D ≤ 9 mm



D ≥ 10 mm



All approval marks are also shown on the label.

ORDERING INFORMATION

Article code

1st block

See article table

Pos. 13 Capacitance tolerance code:

M = ± 20% standard

Note

For lead forming and taping options see the "General Information" pages.

PACKING

The box dimensions for bulk packaging are 245 x 145 x 80 mm. Quantity/package as per article table.

Reels with taped capacitors are packed 10 in a box with dimension 370 x 370 x 560 mm. Quantity/reel according to article table. The standard quantity/reel is for 360 mm reel. If 500 mm reel is required, it must be specified when ordering and the quantity is 2 x the given quantity.

DATA SHEET ERO610

Specifications subject to change without notice

© Evox Rifa 12/2001